

A PARENT'S GUIDE TO P PLATER DRIVING

GIVE THIS TO YOUR PARENTS

Road laws change from time to time.

Requirements for P1 and P2 probationary drivers may change accordingly. It is your P-plate driver's responsibility to ensure that they have the most recent edition of this booklet and any update sheets.

This booklet is a guide only and is not legal advice.

Every P plate driver is at risk

Contact details:

www.vicroads.vic.gov.au

Telephone: 13 11 71

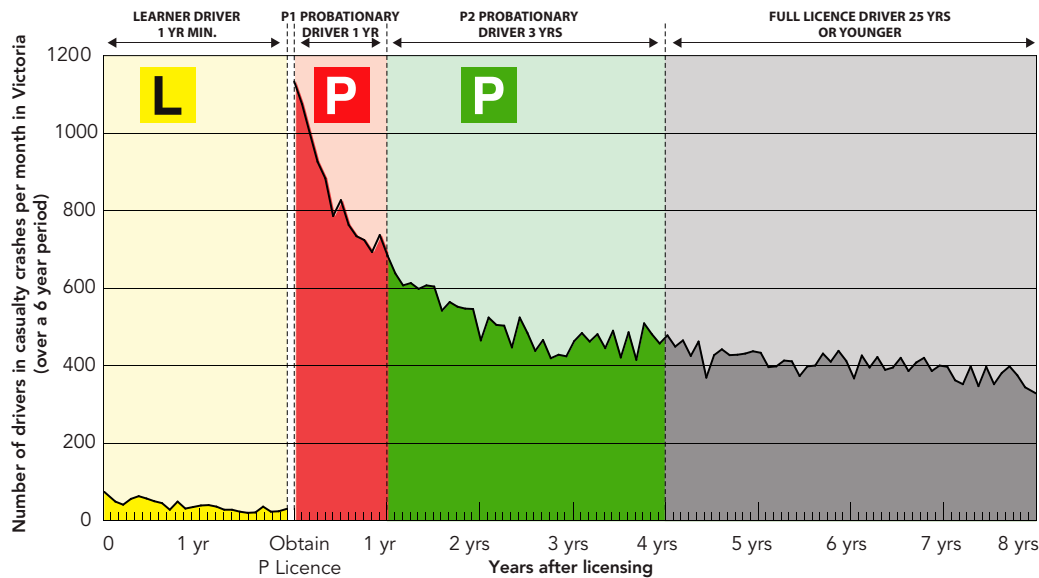
Graduated Licensing System
HELPING YOUNG DRIVERS BE SAFER DRIVERS

vic roads arrive
alive



P Plate drivers have more crashes than any other road users, and car crashes are the number one killer of young people.

This graph shows that your P plate driver's first year of driving is the most dangerous



New rules have been introduced for P drivers
Make sure you and your P plate driver know the new rules
Help your P plate driver stay safe and keep their licence



You helped by giving them at least **120** hours of practice

Victoria's Graduated Licensing System helps young drivers stay safe by introducing them to driving in stages.

You've already helped your P driver get as much practice as possible during the Learner period.

This is an important first step, but as the graph shows, the first year of driving is the most dangerous.

All P drivers are at risk, but there are some things you can do to help keep your P driver as safe as possible.

How can you help now?

There are two key things you can do to help reduce your P driver's risk of being involved in a crash:

- Encourage them to stick to the special rules that apply to P1 and P2 drivers because these are designed to reduce their risk.
- Encourage them to avoid situations known to result in a higher crash risk for new drivers (such as multiple peer passengers and night-time driving).

Rules for P drivers

Most P drivers will spend four years on Ps – one year on a P1 licence (red P Plates must be displayed) and three years on a P2 licence (green P Plates must be displayed).

Your P driver needs to have a good driving record to move through the Graduated Licensing System.

As is the case for fully licensed drivers, if P drivers do the wrong thing they might be fined, get some demerit points or even lose their licence for a while.



There are special rules for P1 drivers.

If they break these they'll be **fined** and get some **demerit points**. If they break some of them they'll even have their **P1 period extended for at least six months**.

The special rules are:

- Must not drive with more than **one passenger** aged 16-21 years.
- Must not use a **mobile phone** of any kind while driving (no hands-free, hand-held or messaging).
- Must not **tow** unless for work or under instruction.
- Not allowed to drive a **high powered vehicle** (eg. no super or turbo charged petrol engines, eight cylinders, modified engines or specific six cylinder cars).
- A **bad driving record** will **extend** their time on a P1 licence by at least six months with an even more stringent passenger limit (only one passenger of any age) for the rest of the time they are on a P1 licence.
- If caught **drink driving**, as well as losing their licence they will have to pay to install an **expensive alcohol interlock** on their vehicle to stop them drink driving again when they get their licence back.

There are also some rules P2 drivers must obey.

If P drivers get five or more demerit points in any 12 month period, their licence might be suspended for at least three months. If that happens, they'll spend extra time on their current licence before moving to the next licence stage.

Your P driver is almost certainly proud of their effort to get a licence.

Please encourage them to obey these rules and keep their licence.

The special requirements for P1 and P2 drivers are shown in the tables at the end of this booklet



Passenger restrictions

P drivers are much more likely to be involved in a fatality crash if they carry more than one passenger. Many first year P plate drivers involved in fatal crashes are carrying two or more passengers.

The graph below shows that **P plate drivers with multiple passengers dramatically increase their risk of having a fatal crash.**

Peer passengers affected by alcohol can pose a dangerous distraction for an inexperienced driver. A group of peer passengers can also directly and indirectly encourage risk taking behaviour.

From 1 July 2008, a peer passenger restriction was introduced for P1 drivers. **P1 drivers cannot carry any more than one passenger aged 16-21 years (inclusive) at any time, day or night.**

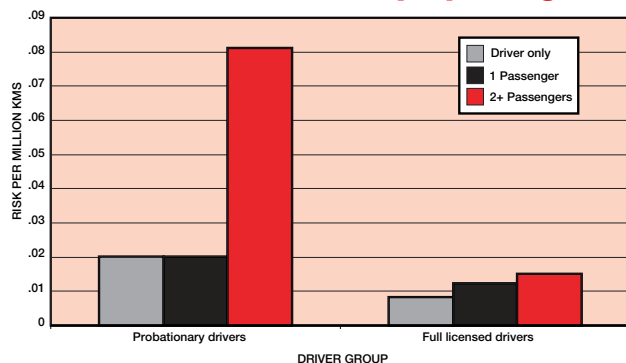
Allowances will be made for carrying family members, when driving with a fully licensed driver (as is the case for learner drivers) or for driving an emergency vehicle. Exemptions to passenger restrictions will be considered on a case-by-case basis on the grounds of hardship and for essential activities.

This restriction will affect many young drivers and may be difficult to obey at times, but the graph shows what an important rule it is – your P driver and their friends will be much safer as a result.

Your support for the peer passenger restriction is important. Your P1 driver may rely on access to your car for their social life, education or work. You will have a positive effect on their safety if you can influence them to obey this key restriction.

You and your P1 driver can find out more about the P1 peer passenger restriction at: www.arrivealive.vic.gov.au/passengerrestriction

Fatal crash risk with multiple passengers





Avoiding high risk situations

The most important factor in crashes for P drivers is the combination of their inexperience with complex or risky driving situations.

You'll minimise your P driver's crash risk whenever you encourage them to avoid driving in risky situations.

You should encourage this until they have gained 12 months experience on their Ps.

High risk driving situations for P drivers include driving:

- At night
- When tired
- In poor weather conditions
- While impaired by alcohol or drugs
- On unfamiliar roads or in unfamiliar driving conditions
- At dusk or dawn when there are sun glare problems.

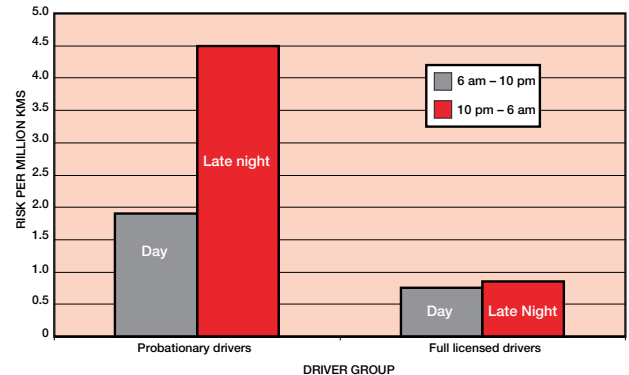
You can have a positive effect on your P driver's safety.

Encourage them to avoid driving at night.

Driving at night is very risky for P drivers

Inexperience, fatigue and poor visibility can be a deadly combination. This graph shows that P drivers are much more likely to be involved in a crash late at night.

Risk of crashing late at night





Practical suggestions for safety

Encourage your P driver to obey the peer passenger restriction and limit their night driving, for the first 12 months.

Talk to your P driver about getting to and from their destination safely:

- They can use public transport with friends, including late night buses, where available
- They can share a taxi with friends
- They can drive themselves to a party (reasonably early) with no more than one friend, stay the night if safe and drive home in the morning
- They can get a lift with a more experienced driver, such as a fully licensed driver or someone who has been driving on Ps for at least a year
- They can get a lift with a friend who is a more experienced driver and stay overnight
- You can drive them.

You can also encourage your P driver to make decisions about transport that promote their safety (and the safety of their friends):

- Encourage them to own or use a newer mid-size car because they're usually safer than very small or older cars. Safety features like airbags, Anti-lock Braking System (ABS) and Electronic Stability Control (ESC) can save lives. It's worth checking out crash test and safety information at: www.howsafeisyourcar.com.au
- Suggest that to be a safe passenger, they should:
 - avoid being a passenger in a car where the driver has less than 12 months driving experience
 - not distract the driver
 - always wear a seat belt
 - avoid being a passenger in a car when the driver is affected by alcohol or drugs
 - be alert to signs of driver tiredness, and encourage the driver to take breaks or a powernap on long trips
 - ask the driver to stop and let them out if they don't feel safe
 - get a lift with the most experienced driver available

Requirements and Penalties

This table shows the requirements for P1 drivers, and the penalties that will be used if they do the wrong thing.

Probationary **P1** drivers

Have a limit of 5 demerit points in 12 months, as well as 12 demerit points in 3 years.

REQUIREMENT	FINE	CONSEQUENCES
Good driving record required to progress to P2 probationary licence		A poor driving record will extend the period of a P1 probationary licence by at least six months, plus the period of licence suspension. You will only be allowed to drive with one passenger of any age.
Peer passenger restriction (can carry only one passenger aged 16-21 years)*	\$340	Three demerit points
No mobile phone use, hands free or hands held, or any messaging of any kind.	\$153	Three demerit points
No driving high powered vehicles such as eight cylinder cars, cars with turbocharged or supercharged petrol engines, and nominated high performance six cylinder cars.*	\$227	Three demerit points
No towing (unless for work or if under instruction).	\$170	
BAC up to 0.05	\$272	Ten demerit points plus extension of probationary period
BAC 0.05 to less than 0.07	\$340	Licence cancellation for minimum of six months
BAC of 0.07 to less than 0.15	\$340-\$476	Immediately taken off the road. 6-14 months licence cancellation. Alcohol interlock when re-licensed
BAC of 0.15 or more	Court fine of up to \$1,361	Immediately taken off the road. 15-24 months licence cancellation. Alcohol interlock when re-licensed
No drug driving	\$340	Ten demerit points
No speeding	\$142-\$1,134	One to six demerit points plus up to six months licence suspension
No speeding 45 km/h over the limit	\$488	Eight demerit points plus 12 months licence suspension Vehicle impoundment for 48 hours Vehicle impoundment for up to 3 months (second offence) Vehicle confiscation (third offence)
Hoon offences (such as improper use of motor vehicle) Drag racing	Heavy fines	Licence cancellation or suspension may apply Vehicle impoundment for 48 hours Vehicle impoundment for up to 3 months (second offence) Vehicle confiscation (third offence)
Must display red P1 plates	\$119	Three demerit points
Must carry licence when driving	\$57	
Must wear seatbelt	\$153	Three demerit points
Only drive cars suitable to their licence type (automatic or manual).	\$119	

*Exemptions are available for demonstrated hardship based on work or family reasons. These will be considered on a case by case basis. An application for an exemption must be in writing and will require supporting evidence. To find out how to apply for an exemption, please go to: www.vicroads.vic.gov.au

For further information on the new P1 requirements, please see the following website: www.arrivealive.vic.gov.au/p1
Note: If some of the above offences are taken to court, penalties can be higher and your P plate driver's licence can be cancelled. Fines current as at 1 July 2008.

Requirements and Penalties

This table shows the requirements for P2 drivers, and the penalties that will be used if they do the wrong thing.

Probationary P2 drivers

Have a limit of 5 demerit points in 12 months, as well as 12 demerit points in 3 years.

REQUIREMENT	FINE	CONSEQUENCES
Good driving record required to progress to full licence		A poor driving record will extend the period of a P2 probationary licence by at least six months, plus the period of licence suspension.
No hand held mobile phone use	\$153	Three demerit points
No driving high powered vehicles such as eight cylinder cars, cars with turbocharged or supercharged petrol engines, and nominated high performance six cylinder cars.*	\$227	Three demerit points
BAC up to 0.05	\$272	Ten demerit points plus extension of probationary period
BAC 0.05 to less than 0.07	\$340	Licence cancellation for minimum of six months
BAC of 0.07 to less than 0.15	\$340-\$476	Immediately taken off the road. 6-14 months licence cancellation. Alcohol interlock when re-licensed.
BAC of 0.15 or more	Court fine of up to \$1,361	Immediately taken off the road. 15-24 months licence cancellation. Alcohol interlock when re-licensed.
No drug driving	\$340	Ten demerit points
No speeding	\$142-\$1,134	One to six demerit points plus up to six months licence suspension
No speeding 45 km/h over the limit	\$488	Eight demerit points plus 12 months licence suspension Vehicle impoundment for 48 hours Vehicle impoundment for up to 3 months (second offence) Vehicle confiscation (third offence)
Hoon offences (such as improper use of motor vehicle) Drag racing	Heavy fines	Licence cancellation or suspension may apply Vehicle impoundment for 48 hours Vehicle impoundment for up to 3 months (second offence) Vehicle confiscation (third offence)
Must display green P2 plates	\$119	Three demerit points
Must carry licence when driving	\$57	
Must wear seatbelt	\$153	Three demerit points
Only drive cars suitable to their licence type (automatic or manual).	\$119	
<p>*Exemptions are available for demonstrated hardship based on work or family reasons. These will be considered on a case by case basis. An application for an exemption must be in writing and will require supporting evidence. To find out how to apply for an exemption, please go to: www.vicroads.vic.gov.au</p>		<p>For further information on the new P1 requirements, please see the following website:www.arrivealive.vic.gov.au/p1 Note: If some of the above offences are taken to court, penalties can be higher and your P plate driver's licence can be cancelled. Fines current as at 1 July 2008.</p>

